

SPECIFICATIONS:

TWO PIECE DESIGN,
 FULL BORE, SPLIT BODY,
 SIDE ENTRY, BLOW OUT
 PROOF STEM & FLOATING
 BALL DESIGN

STANDARD MATERIAL COMBINATION					
P. NO.	PART DESCRIPTION	QTY.	MATERIALS SPECIFICATION		
			WCB	CF8	CF8M
1	BODY	1	ASTM A216 Gr. WCB	ASTM A351 Gr. CF8	ASTM A351 Gr. CF8M
2	SEAT	2	VIRIGIN UNFILLED OIL FREE PTFE		
3	BALL	1	ASTM A351 CF8	ASTM A351 Gr. CF8	ASTM A351 Gr. CF8M
4	ANTISTATIC BALL	2	S.S. 316	S.S. 316	S.S. 316
5	SPRING	2	BS 2056 EN 58A	BS 2056 EN 58A	BS 2056 EN 58A
6	STEM SEAL	1	VIRIGIN UNFILLED OIL FREE PTFE (GRAPH OIL FOR FIRE SAFE)		
7	GLAND PACKING	3	VIRIGIN UNFILLED OIL FREE PTFE (GRAPH OIL FOR FIRE SAFE)		
8	GLAND	1	ASTM A276 TYPE 410	ASTM A276 TYPE 304	ASTM A276 TYPE 316
9	DISC SPRING (BLACKENED)	2	BS 970 EN 42J		
10	STOPPER PLATE (Zn. Plated)	1	IS 2062 Gr.B	IS 2062 Gr. B	IS 2062 Gr.B
11	STEM NUT (Zn. Plated)	1	ASTM A194 Gr. 2H	S.S 304	S.S 316
12	LEVER HOLDER (Bl. Plated)	1	ASTM A216 Gr. WCB/ IS 2108 Gr. BM 290	ASTM A216 Gr. WCB/ IS 2108 Gr. BM 290	ASTM A216 Gr WCB/ IS 2108 Gr. BM 290
13	LOCKING WASHER	1	S.S 304	S.S 304	S.S 316
14	LEVER NUT (Zn. Plated)	1	S.S 410	S.S 304	S.S 316
15	STEM	1	ASTM A276 TYPE410	ASTM A276 TYPE304	ASTM A276 TYPE316
16	PIN	1	CARBON STEEL	CARBON STEEL	CARBON STEEL
17	LEVER PIPE	1	ASTMA 106 Gr.B	ASTMA 106 Gr.B	ASTMA 106 Gr. B
18	GASKET	1	SPIRAL WOUND SS-304 WITH GRAPHOIL FILLED		
19	BODY CONNECTOR	1	ASTM A216 Gr WCB	ASTM A351Gr. CF8	ASTM A351 Gr.CF8M
20	CAP	1	LDPE	LDPE	LDPE
21	STUDS & NUTS	TO SUIT	ASTM A193 Gr. B7& ASTM A194 Gr. 2H	ASTM A193 Gr. B8 & ASTM A194 Gr. 8	ASTM A193 Gr. B8 & ASTM A194 Gr. 8
22	STOPPER PIN	1	HARDENED	HARDENED	HARDENED
23	NAME PLATE	1	S.S/ANODIZED ALUMINIUM	S.S/ANODIZED ALUMINIUM	S.S/ANODIZED ALUMINIUM

NOTE: The above data is subject to change without notice due to our continuing product improvement program.

CAST STEEL FIRE SAFE-BALL VALVE BS, EN-17292, API-6D

CLASS 150,300

SPECIFICATIONS:-

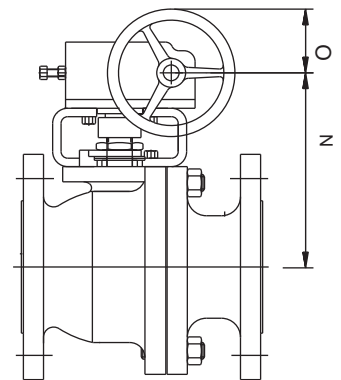
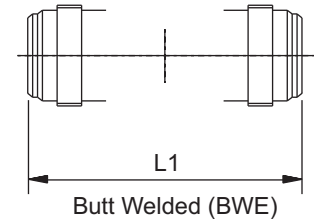
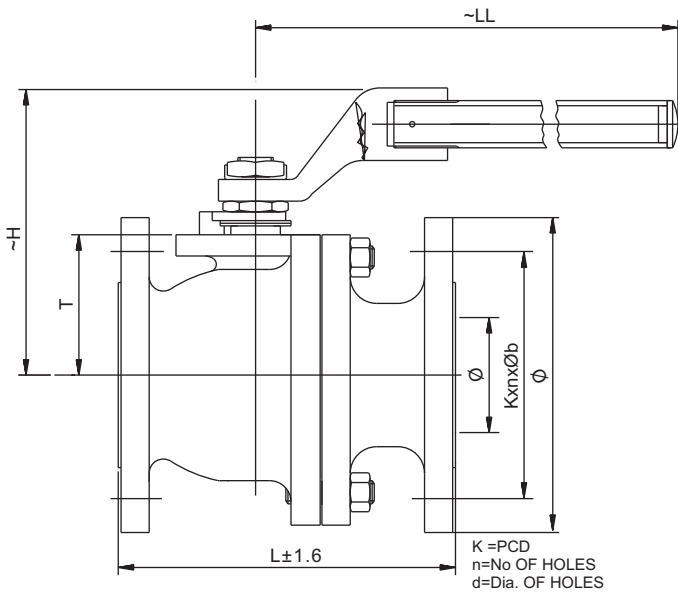
TWO PIECE DESIGN, FULL BORE, SPLIT BODY, SIDE ENTRY,

BLOW OUT PROOF STEM & FLOATING BALL DESIGN.

FACE TO FACE: ASME B 16.10 / API 6D

FLANGE STANDARD : 16.5 RAISED FACE

MOUNTING FLANGE STANDARD : ISO 5211



NOTE: ACTUATOR OPERATED VALVED CAN ALSO BE SUPPLIED ON DEMAND.

DIMENSIONAL DATA CLASS-150

DN	15	20	25	32	40	50	65	80	100	150	
NPS	1/2"	3/4	1	1 1/4	1 1/2	2	2 1/2	3	4	6	
L /L1	108	117	127	140	165	178	190.5	203	229	394	
$\varnothing D$	89	98.5	108	117.5	127	152	178	190	229	279.5	
T	11.2	11.2	11.2	12.7	14.3	15.9	17.5	19	23.8	25.4	
K (PCD)	60.4	69.4	79.2	88.9	98.5	120.7	139.7	152.4	190.5	241.3	
n	04	04	04	04	04	04	04	04	08	08	
$\varnothing d$	15.7	15.7	15.7	15.7	15.7	19.1	19.1	19.1	19.1	22.2	
LL	125	75	175	225	225	225	400	400	460	775	
Aprox.wt. \wedge	3.400	4.5	5.400	8.400	9.000	12.000	18.000	23.5	50	102	

NOTE: The above data is subject to change without notice.

(\wedge WEIGHT GIVEN IN KGS)

DIMENSIONAL DATA CLASS-300

DN	15	20	25	32	40	50	65	80	100	150	
NPS	½"	¾	1	1 ¼	1 ½	2	2 ½	3	4	6	
L /L1	140	152.4	165	178	190.5	216	241.3	282.6	305	403	
φD	95.5	117.5	124	133.5	156	165	190	210	254	318	
T	14.2	15.8	17.5	19.1	20.6	22.2	25.4	28.6	31.8	36.5	
K(PCD)	66.5	82.5	88.9	98.5	114.3	127	149.2	168.3	200	269.9	
n	04	04	04	04	04	08	08	08	08	12	
φd	15.7	19.1	19.1	19.1	22.3	19	22.3	22.3	22.3	22.3	
LL	125	75	175	225	225	225	400	400	460	775	
Aprox.wt. ^	3.525	4.900	7.9	9.8	12	19.5	24.7	39	67	132	

NOTE: The above data is subject to change without notice.

(^WEIGHT GIVEN IN KGS)

GENERAL FEATURES

- § **FULL BORE** : PROVIDE EXTREME LOW PRESSURE LOSS
- § **SPLIT BODY CONSTRUCTION** : EASY MAINTENANCE
- § **SIDE ENTRY DESIGN**
- § **BLOW OUT PROOF STEM** : PROVIDES BEST POSSIBLE STEM SEALING ARRANGEMENT
- § **FLOATING BALL DESIGN** : ENSURES HIGH SEALING EFFICIENCY AT DIFFERENT WORKING PRESSURE
- § **ANTISTATIC DEVICE** :
- § **PRESSURE RELIEVING HOLE** : TO AVOID OVER PRESSURE IN THE CAVITY BETWEEN THE BALL & BODY
- § **ASBESTOS FREE**
- § **FIRE SAFE CERTIFIED**
- § **SECONDARY METAL SEALING** : REDUCES LEAKAGE THROUGH THE JOINTS DURING FIRE
- § **ENDURANCE TEST** : WITNESSED & CERTIFIED FOR 1,00,000 CYCLE OPERATION BY LLOYD’S REGISTER QUALITY ASSURANCE.

DESIGN STANDARDS:

VALVES DESIGN	API 6D/ANSI B16.34/BSEN 17292
FLANGES	ASME B16.5 RAISED FACE
FACE TO FACE	ASME B16.10/API6D
PRESSURE TESTING	API 598/BSEN-12266-1
FIRE SAFE TEST	API 607
ACTUATOR MOUNTING FLANGE	ISO 5211