

SPECIFICATIONS

SCREWED IN BONNET, INSIDE SCREW, NON-RISING STEM, INTGRAL SEAT, SOLID WEDGE, SCREWED FEMALE BSP, PARALLEL THREADS TO BS 21, OTHERS FORMS THREADS CAN BE PROVIDED ON REQUEST.

PRESSURE - TEMPERATURES RATINGS

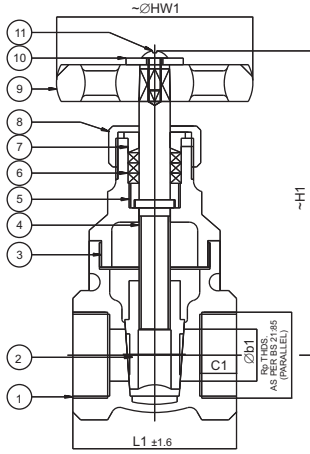


FIG. NO : GM001

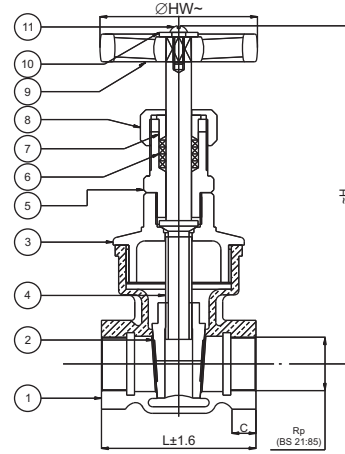


FIG. NO : GM003

STANDARD MATERIAL COMBINATION

P. NO.	QTY.	DESCRIPTION	MATERIALS	
			GUN METAL	FORGED BRASS
1	1	BODY	G.M TO EN 1982 Gr. CC491K	DIN EN 12165:98 CW617N
2	1	WEDGE	G.M TO EN 1982 Gr. CC491K	DIN EN 12165:98 CW617N
3	1	BONNET	G.M TO EN Gr. CC491K OR DIN EN 12165:98 CW617N	DIN EN 12165:98 CW617N
4	1	STEM	DIN EN 12165:98 CW721R	DIN EN 12165:98 CW617N
5	1	STUFFING BOX	GM. TO EN 1982 Gr. CC491K OR DIN EN 12165:98 CW617N	DIN EN 12165:98 CW617N
6	-	GLAND PACKING	TO SUIT SERVICE CONDITIONS	TO SUIT SERVICE CONDITIONS
7	1	GLAND	BRASS TO CZ 224 OF BS 2872/2874	DIN EN 12165:98 CW617N
8	1	GLAND NUT	GM. TO EN 1982 Gr. CC491K OR DIN EN 12165:98 CW617N	DIN EN 12165:98 CW617N
9	1	HAND WHEEL	C. I / STEEL	C. I / STEEL
10	1	WASHER	CARBON STEEL	CARBON STEEL
11	1	SET SCREW	CARBON STEEL	CARBON STEEL

DIMENSIONAL DATA

NPS	1/2	3/4	1	1 1/4	1 1/2	2	2 1/2	3	4	5	6
L	40	45	53	-	-	-	-	-	-	-	-
L1	56	62	56	76	86	92	114	121	148	203	210
Øb	12.7	19.0	25.0	-	-	-	-	-	-	-	-
Øb1	15	20	25	32	40	50	63.5	76.2	100	125	150
C	9.5	11.0	13.5	-	-	-	-	-	-	-	-
C1	15	16	16.5	17	17	21	33	36	38	42	47
H	76	82	100	-	-	-	-	-	-	-	-
H1	100	112	125	140	159	176	210	275	389	415	489
HW	53	53	60	-	-	-	-	-	-	-	-
HW1	53	60	70	80	90	111	136	150	197	216	254
Aprox. Wt. ^	0.270	0.360	0.560								
ITEM CODE NOS.	GM001 D	GM001 F	GM001 G	-	-	-	-	-	-	-	-
Aprox. Wt. ^	0.498	0.710	0.910	1.260	1.760	2.590	4.500	7.830	20.450	34.430	45.560
ITEM CODE NOS.	GM003 D	GM003 F	GM003 G	GM003 H	GM003 I	GM003 J	GM003 K	GM003 L	GM003 N	GM003 O	GM003 P

TEST PRESSURES

STANDARD NO.	SHELL TEST (HYDROSTATIC)	SEAT TEST (HYDROSTATIC)
BS 12266 PART-1	30 bar	22 bar

(^WEIGHT GIVEN IN KGS)

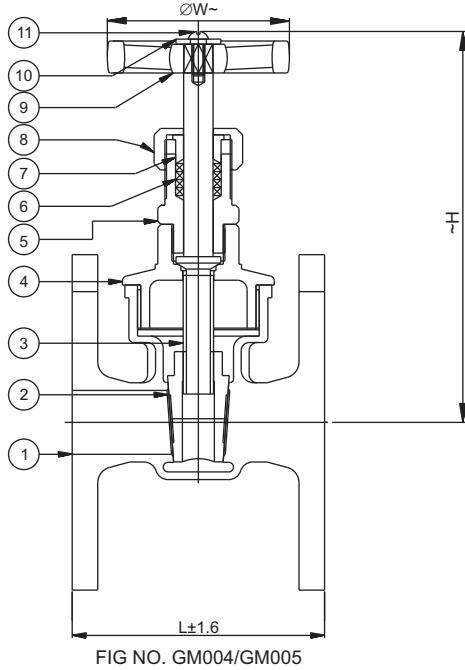
NOTE:- The above data is subject to without notice.

Cu-ALLOY GATE VALVES

PN 20, CLASS 150

SPECIFICATIONS

SCREWED IN BONNET, INSIDE SCREW, NON-RISING STEM, INTEGRAL SEAT, SOLID WEDGE, FLEDGED ENDS AS PER BS 4504 PN 16/BS 10 TABLE E.



STANDARD MATERIAL COMBINATION

P.NO.	QTY.	DESCRIPTION	MATERIALS	SPECIFICATIONS
1	1	BODY	G.M	EN 1982 Gr. CC491K
2	1	WEDGE	G.M	EN 1982 Gr. CC491K
3	1	BONNET	G.M / BRASS	EN 1982 Gr. CC491K/ DIN EN 12165:98 CW617N
4	1	STEM	BRASS ROD	DIN EN 12165:98 CW721R
5	1	STUFFING BOX	G.M. / BRASS	EN 1982 Gr. CC491K/DIN EN 12165:98 CW617N
6	-	GLAND PACKING	TO SUIT SERVICE CONDITIONS	
7	1	GLAND	BRASS	DIN EN 12165:98 CW617N
8	1	GLAND NUT	G.M. / BRASS	EN 1982 Gr. CC491K/DIN EN 12165:98 CW617N
9	1	HAND WHEEL	C.I./ STEEL	EN 1561 Gr. GJL200/ ANY GRADE
10	1	WASHER	CARBON STEEL	ANY GRADE
11	1	SET SCREW	CARBON STEEL	ANY GRADE

DIMENSIONAL DATA

DN NPS	15 ½	20 ¾	25 1	32 1 ¼	40 1 ½	50 2	65 2 ½	80 3	100 4	125 5	150 6
L	67	79	88	91	109	117	142	153	181	232	274
∅b	15	20	25	32	40	50	63.5	76.2	100	125	150
H	105	120	125	140	160	182	210	250	305	415	489
HW	53	60	70	80	90	110	136	150	197	216	254
ITEM CODE NOS.	CLASS 150 GM 005 D	GM 005 F	GM 005 G	GM 005 H	GM 005 I	GM 005 J	GM 005 K	GM 005 L	GM 005 N	GM 005 O	GM 005 P
Aprox. Wt. (CL-150)	1.480	1.800	2.805	3.840	5.380	6.410	9.400	15.100	20.500	53.000	72.000

NOMINAL PRESSURE ACCORDING TO PN OR CLASS DESIGNATIONS	END DETAILS	TEST PRESSURES		
		SHELL TEST (HYDROSTATIC)	SEAT TEST (HYDROSTATIC)	STANDARD NO.
PN 20	FLANGED ENDS AS PER BS 4504 PN 20	30 bar	22 bar	BS 12266 PART-1
CLASS 150	FLANGED ENDS AS PER BS 10 TABLE F	450 bar	330 Psig	


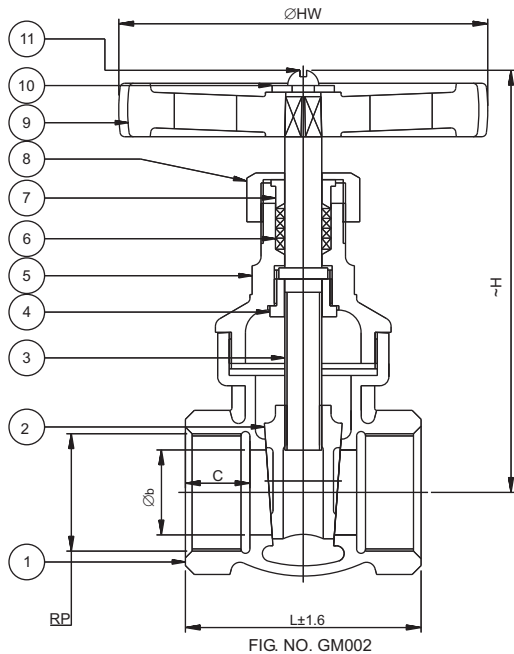
NOTE:- The above data is subject to without notice.

(▲ WEIGHT GIVEN IN KGS)

SPECIFICATIONS

SCREWED IN BONNET, INSIDE SCREW, NON-RISING STEM, INTEGRAL SEAT, SOLID WEDGE, SCREWED FEMALE BSP PARALLEL THREADS TO BS 21, OTHER FORMS OF THREADS CAN BE PROVIDED ON REQUEST

PRESSURE-TEMPERATURE RATINGS



STANDARD MATERIAL COMBINATION

P.NO.	QTY.	DESCRIPTION	MATERIALS	SPECIFICATIONS
1	1	BODY	G.M	EN 1982 Gr. CC491K
2	1	WEDGE	G.M	EN 1982 Gr. CC491K
3	1	BONNET	G.M / BRASS	EN 1982 Gr. CC491K/ DIN EN 12165:98 CW617N
4	1	STEM	BRASS ROD	DIN EN 12165:98 CW721R
5	1	STEM NUT	BRASS	DIN EN 12165:98 CW617N
6	-	GLAND PACKING	TO SUIT SERVICE CONDITIONS	
7	1	GLAND	BRASS	DIN EN 12165:98 CW617N
8	1	GLAND NUT	G.M. / BRASS	EN 1982 Gr. CC491K/DIN EN 12165:98 CW617N
9	1	HAND WHEEL	C.I./ STEEL	EN 1561 Gr. GJL200/ ANY GRADE
10	1	WASHER	CARBON STEEL	ANY GRADE
11	1	SET SCREW	CARBON STEEL	ANY GRADE

DIMENSIONAL DATA

NPS	1/4	3/8	1/2	3/4	1	1 1/4	1 1/2	2	2 1/2	3	4
L	43	43	48	53	58	68	72	83	94	105	127
Øb	10	10	13	19.1	25	32	38	50	63.5	76.2	100
C	10	10	12	14.5	15	16	16	20.5	23	24	31.5
H	74	74	82	93	112	125	145	172	210	245	292
HW	53	53	53	53	60	70	80	92	103	130	168
Aprox. Wt. ^	----	----	0.31	0.460	0.621	1.110	1.350	2.300	3.56	5.15	9.630
ITEM CODE NOS.	GM 002 B	GM 002 C	GM 002 D	GM002 F	GM002 G	GM002 H	GM002 I	GM002 J	GM002 K	GM002 L	GM002 N

TEST PRESSURES

STANDARD NO.	SHELL TEST (HYDROSTATIC)	SEAT TEST (HYDROSTATIC)
BS 12266 PART-1	24 bar	17.6 bar


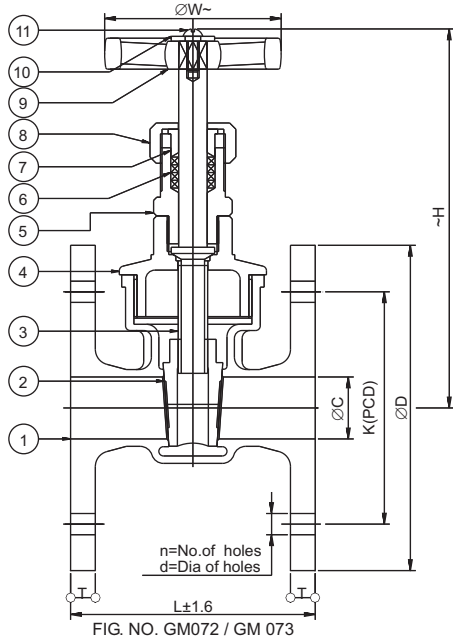
NOTE:- The above data is subject to without notice.

(^WEIGHT GIVEN IN KGS)

SPECIFICATIONS

SCREWED IN BONNET, INSIDE SCREW, NON-RISING STEM, INTEGRAL SEAT, SOLID WEDGE, FLEDGED ENDS AS PER BS 4504 PN 16/BS 10 TABLE.

PRESSURE-TEMPERATURE RATINGS



STANDARD MATERIAL COMBINATIONS

P.NO.	QTY.	DESCRIPTION	MATERIAL	SPECIFICATIONS
1	1	BODY	G.M	EN 1982 Gr. CC491K
2	1	WEDGE	G.M	EN 1982 Gr. CC491K
3	1	BONNET	G.M / BRASS	EN 1982 Gr. CC491K/ BS 2878 CZ 122
4	1	STEM	BRASS ROD	CZ 114 OF BS 2872 OR 2874
5	1	STEM NUT	BRASS	CZ 114 OF BS 2872 OR 2874
6	-	GLAND PACKING	TO SUIT SERVICE CONDITIONS	
7	1	GLAND	BRASS	CZ 122 OF BS 2872 OR 2874
8	1	GLAND NUT	G.M. / BRASS	EN 1982 Gr. CC491K/CZ 122 OF BS 2872 OR 2874
9	1	HAND WHEEL	C.I./ STEEL	EN 1561 Gr. GJL200/ ANY GRADE
10	1	WASHER	CARBON STEEL	ANY GRADE
11	1	SET SCREW	CARBON STEEL	ANY GRADE

DIMENSIONAL DATA

DN NPS	15 ½	20 ¼	25 1	32 1 ¼	40 1 ½	50 2	65 2 ½	80 3	100 4	
L	80	90	100	110	120	135	165	185	229	
Øb	13	19.1	25	32	38.1	50	63.5	76.2	100	
H	82	93	112	125	145	172	210	245	292	
HW	53	53	60	70	80	92	103	130	168	
Aprox. Wt.										
ITEM CODE NOS.	PN 16	GM 072 AD	GM 072 AF	GM 072 AG	GM 072 AH	GM 072 AI	GM 072 AJ	GM 072 AK	GM 072 AL	GM 072 AN
	CLASS 100	GM 073 AD	GM 073 AF	GM 073 AG	GM 073 AH	GM 073 AI	GM 073 AJ	GM 073 AK	GM 073 AL	GM 073 AN

NOMINAL PRESSURE ACCORDING TO PN OR CLASS DESIGNATION	END DETAILS	TEST PRESSURES		
		SHELL TEST (HYDROSTATIC)	SEAT TEST (HYDROSTATIC)	STANDARD NO.
PN 16	FLANGED ENDS AS PER BS 4504 PN 25	24 bar	17.6 bar	BS 6755 PART-1
CLASS 100	FLANGED ENDS AS PER BS 10 TABLE F	200 bar	220 Psig	

NOTE:- The above data is subject to without notice.